

Lottery Loans in the Eighteenth Century

François R. Velde
Federal Reserve Bank of Chicago

February 1, 2017

Abstract

Preliminary and very incomplete. Keywords: behavioral finance, cumulative prospect theory, lottery bonds (JEL N13, E03).

In the 18th century Britain frequently issued lottery loans, selling to investors bonds whose size was determined later by a draw. The probability distribution was perfectly known and highly skewed. After the draw the bonds were indistinguishable from other bonds. I collect market prices for the lottery tickets and show that investors were paying a substantial premium to be exposed to this artificial risk. Information about winners indicates that investors were well-to-do and included many merchants and bankers. I turn to cumulative prospect theory to make sense of these observations and estimate the equilibrium model of Barberis and Huang (2008). The preference parameters can account for the level of the lottery premium but not the bubble-like pattern of prices over the course of the draws.

A Lottery is a taxation
Upon all the fools in creation;
And Heav'n be prais'd
It is easily rais'd...

The Lottery (1731)
HENRY FIELDING

1 Introduction

Preferences are a basic building block of economic models and, among other things, represent attitudes toward risk. The standard expected-utility framework has been used for decades and questioned for almost as long (Allais, 1953). Increasingly, alternative frameworks are being explored both theoretically and empirically, but clean tests are difficult to come by. Experiments mostly rely on hypothetical situations or else involve small stakes. Gambling and betting (Garrett and Sobel, 1999; Golec and Tamarkin, 1998) may have a recreational element. Studies of asset prices have to make assumptions about investors' knowledge of the distributions of returns.

It would be useful to find an instance of an important financial market in which government bonds and equity are traded alongside highly skewed securities with perfectly known returns, and to have observations on the prices of such skewed securities for a sufficient variety of distributions. That's what this paper is about.

In the eighteenth century Britain (among other nations) repeatedly issued lottery loans as part of war financing. The loans all had the following characteristics. Investors paid a known sum and received in exchange a ticket in a lottery whose prizes were standard bonds, but of different sizes. Put another way, investors exchanged a price p for a stream of payments $\{\alpha r_1, \alpha r_2, \alpha r_3 \dots\}$ where α was a highly skewed random variable determined by a lottery soon after purchase. The probability distribution was perfectly known. After the draw the bonds were identical, except for size. Before and during the draw, undrawn tickets traded on the secondary market, alongside non-randomized versions of the underlying bond. Around 36 lottery loans were issued between 1694 and 1776; in addition, for each lottery loan the draw of the lottery took several weeks and undrawn tickets were traded throughout. Contemporary newspapers reported prices, and also which prizes were drawn each day, so that the distribution of remaining prizes can be reconstructed. These features yield several hundred pairs of lotteries and market prices.

One might wonder who were the participants in these markets. I document that the lottery tickets were quite expensive for the time, and that investors who held those lottery tickets belonged to the upper portion of the income distribution: prosperous and successful individuals, often with financial and other wealth (therefore not credit-constrained individuals as in Crossley, Low, and Smith 2011).

Market prices consistently show a sizeable premium for the lottery tickets over the non-random bond. This negative excess premium easily explains the supply of lottery loans,

but an expected utility framework with risk aversion will not account for the demand. There are a number of alternative theories (e.g., Brunnermeier and Parker 2005 or Roussanov 2010). I turn to Cumulative Prospect Theory (CPT) and in particular the model of Barberis and Huang (2008), which has the advantage of pricing a standard normal asset alongside the lottery, and, being an equilibrium model, of making predictions about demand for the lottery. The model is parsimonious: three parameters characterize preferences and the extent of probability distortion.

The rest of the paper is simply organized: section 2 presents the historical context, describes the lotteries and the markets in which the tickets and various derivatives were traded. Section 3 presents the data and the estimation method and results.

2 Lottery Loans in English and British public finance

Randomizing devices have long been used for convexification purposes (see *Numbers* 26:55 or *Iliad* 7:175 for Bronze Age examples). Selling lotteries for more than their expected value is an old method of raising revenues; in Europe the earliest attested examples appear in the Low Countries in the mid-15th century, when cities organized lotteries to finance capital improvements and charitable works (Bernard et al., 1994). The use of lotteries spread to Italy in the 16th century. In Genoa the lottery evolved from popular betting on the selection of senators, which had been entrusted to chance in order to avoid political interferences (Assereto, 2013). Private and public lotteries were organized in Rome and Venice, which may have been the first government to issue public debt through lotteries (Welch, 2008; Bellhouse, 1991).

Private and public lotteries developed throughout Europe in the 16th and 17th centuries, the latter increasingly driving out the former by legislative means in the 18th century. Lottery loans, that is, holding lotteries whose prizes were government bonds, make their definitive appearance toward the end of the 17th century. The first lottery loan of 1694 in England was followed by Dutch lottery loans in 1709 (Hoekstra, 2010). Britain and the Netherlands continued their issues through the eighteenth century, and imitating each other and imitated by others such as France (Pfiffelmann, 2012) and various German states. The use of lottery loans continued well into the 19th century (e.g., the Russian bonds studied by Ukhov 2010) but moral and legal concerns grew. Privately issued lottery bonds were prohibited and states increasingly turned away from their use (Lévy-Ullmann, 1896). After World War I moral concerns abated before necessity and lottery bonds returned in Belgium (Gilson, Oosterlinck, and Ukhov, 2013), the Soviet Union (Millar and Gentry, 1980) Sweden (Green and Rydqvist, 1997), the United Kingdom (Tufano, 2008; Lobe and Hölzl, 2007), and New Zealand (Ridge and Young, 1998). Private issues of lottery bonds also exist (Guillén and Tschoegl, 2002).

Modern lottery bonds typically present randomized coupon payments and thus carry risk throughout their lifespan, whereas the early lottery loans lost all randomness within a few weeks of their floatation and before the first coupon payment. This makes their design and pricing particularly simple. I focus on the British loans because of the availability of market prices for the tickets.

Period	Increases in funded debt (£)		
	Total	Lottery loans	(%)
1694–1700	8,380,230	1,000,000	11.9
1703–15	37,448,102	10,500,000	28.0
1719–26	19,429,220	4,911,990	25.3
1742–51	31,489,272	4,672,727	14.8
1755–68	64,095,553	6,042,256	9.4

Table 1: Increases in the funded debt, total and through lottery loans. Source: United Kingdom (1898, pp. 5–6, 14–29).

2.1 Overview

The first major lottery loan took place in England in 1694, in the midst of war.¹ The initiator was Thomas Neale (1641–99), a member of Parliament, master worker of the mint, and groom-porter of the king from 1678 to his death. In this last position he was responsible for organizing and supervising gambling at the royal court. In 1693 he organized a private lottery, selling 50,000 tickets at 10s each with prizes between £2 and £3000, keeping a 10% management fee for himself. The following year, he successfully proposed to Parliament the floatation of a lottery loan.

This first lottery loan, called the Million Lottery, had many features of its successors (Murphy, 2005). Tickets were sold for £10 each and all entitled the bearer to an annuity of £1 per year for 16 years, payable twice a year. Furthermore 2,500 tickets would receive an additional 16-year annuity, ranging from £10 to £1000. Of these additional prizes, one £100 annuity went to the first-drawn ticket, and one £150 annuity to the last-drawn ticket.

The subscription opened immediately on March 26, and it filled steadily: £400,000 by mid-April, £832,000 by mid-May and by late June it was closed. The drawing started on October 8 and took two months. Two boxes were displayed, one containing all the ticket numbers and the other containing slips for all the prizes, and blank slips for the rest.

A second lottery loan (called the “Malt lottery” because it was funded with duties on malt) was issued soon after, in 1697. It was different in many respects: the prizes were payable in principle immediately, while the blanks received a 3.8% interest until reimbursement whose date was not set. This loan was in effect a redeemable annuity sold at a rebate of 4% (the value of the cash prizes divided by the total size of the loan). The terms were not generous, and it is no surprise that it failed: only 1% of the tickets were sold, the rest was used by the Exchequer as a form of cash (Gallais-Hammono and Rietsch, 2013).

Perhaps spurred by the example her Dutch ally, Britain resumed lottery loans in 1710, returning to the model of the successful Million Lottery of 1694, and kept them as a regular feature of public finance for decades.² They continued until 1776, by which time a total of 37

¹See Ewen (1932) for the general history of British lotteries (earlier and less exhaustive treatments include Walford 1885 and Ashton 1893), United Kingdom (1898), Richards (1934), and Cohen (1953), and Dickson (1967) for their place in British public finance.

²The Estates General issued lottery loans from 1709 and Holland from 1711. The first Dutch loans of 1709 offered prizes in the form of life annuities, and those of 1710–13 offered 20-year annuities, perhaps imitating

lottery loans had been issued.³ Lottery loans were issued during periods of debt refinancing (1719–26) or during wars and in their immediate aftermath (1710–14, 1743–51, 1755–68, 1776). Table 1 shows that they represented a substantial although declining share of gross debt issues. In February 1769, as the government was working on the budget, rumors of a new lottery loan circulated, but ultimately it was decided to launch a pure cash lottery instead, that is, one which paid cash prizes rather than bonds. The Prime Minister, Lord North, was reported (Cobbett, 1806–20, 16:608) as declaring in his budget speech that:

“... a lottery being a tax on the willing only, though many might object to it, as an encouragement of gaming, yet he thought the public would be right to avail themselves of the folly of mankind, especially as it laid no burthen on the poor; that lotteries were of various natures, and the more they were varied, the more desirous the public were of running into them: he thought it good policy not to over-stretch them, as that would be destroying the hen for her eggs.”

Except in 1776, when a last lottery loan was issued, the cash lottery became the norm, either stand-alone (in 1769 and 1771), or in conjunction with annuity conversions (1770, 1772, 1774–75) or new annuities (1777 to 1784). In the latter case the lottery tickets were offered to annuity subscribers at favorable prices. Then, from 1785 the “State Lottery” was a simple cash lottery open to all, held once a year (until 1801) or more.⁴ The government’s share varied between 20 and 50%. Ultimately, concerns about the morality of the lottery and its incidence on the poor led to its abolition in 1826.

2.2 Characteristics

With the exception of the “class lotteries” of 1711 and 1712 (described below), the lotteries all shared the same characteristics. Tables 2 and 3 presents the general characteristics of the loans and Tables 4 and 5 shows the probabilities of the prizes and blanks. The characteristics of the loans, including the distribution of pay-offs, all come from the acts passed by Parliament.

Issue

The ticket price was usually £10 (except for the “classes” lotteries of 1711 and 1712, at £100, and the lotteries of 1719 and 1760, at £3). The tickets were sold for cash, except in 1748 and from 1759 to 1768 when the tickets bundled with new issues of perpetual annuities; but even in those cases, the tickets were issued as a separate, tradeable security to the bearer with a face value of £10 (the number of tickets given for each £100 in annuities varied by

the British 1710 lottery. Conversely the Holland loans of 1711–13, which offered interest-bearing bonds repaid over the course of 30 years, may have influenced the British loans of 1711–14. See Fokker, 1862; Hoekstra, 2010 and the the loan descriptions in the *Gazette d’Amsterdam*.

³I exclude the guinea lottery of 1757, a cash lottery that fared poorly, as well as a few other special-purpose lotteries such as the Westminster Bridge lotteries of 1737–42 (with £5 tickets) and the British Museum lottery of 1753 (with £3 tickets).

⁴Between 1815 and 1821 prizes in several lotteries were paid in a mixture of cash and consols.



Figure 1: Drawing the State Lottery at Guildhall, 1739 (engraving) by Guildhall Library, City of London/ The Bridgeman Art Library.

loan). The tickets could often be bought in installments, sometimes with a discount for early payment.⁵ The draw took place within a few months of the subscription, always in the great medieval hall of Guildhall in London and always following the same format (Figure 1). Two six-foot wooden wheels were filled, one with the ticket numbers, the other with the prizes and blanks (see Figure 1). One paper was drawn from each by a “blue coat” (a student at a charity school in London) and the match recorded by the clerks under the watchful eye of the commissioners. The draws took place six days a week, from 9 in the morning to 3 in the afternoon, except holidays.

Most of the issues were successful, subscriptions being filled within a month, sometimes within a few days (*Daily Journal*, issue 636). From the 1740s the subscription were opened at the Bank of England on the basis of a resolution of the House of Commons, before the loan act had received the royal assent. In 1722, it was reported that brokers charged a 5s premium to deliver the tickets (*Daily Journal*, 2 Mar 1722, n346). A few issues, made shortly after the South Sea Bubble, were not successful: when the draw of the 1721 lottery began it was reported that 39% of the tickets were held by the government (*Evening Post*, issue 1901). Likewise, the 1726 lottery was quoted at a discount on the secondary market throughout the subscription, and when the draw began it was reported in the papers that 11% of the tickets remained in the Exchequer (*Daily Journal*, 20 Sep 1726, issue 1773).

Prizes

What the draw determined was the size of the bond to which the bearer was entitled. The 1719 lottery was peculiar in offering a cheaper ticket (£3) and in giving no prizes to the blanks, no doubt because of the costs of paying annuities as small as £0.12. In all other lotteries, each ticket received a long-term government bond of some size. The nature of the bond changed over time. The first lotteries, in 1694 and 1710, offered 16-year annuities with no repayment of principal; the prizes were expressed in terms of the annuity, and are capitalized at 10 to make them comparable in Tables 4 and 5.

From 1711 to 1719 the lotteries offered bonds with a fixed coupon and repayment of principal over a period of 32 years. The order in which the bonds were repaid was determined by a second draw. The acts appropriated the revenues from certain taxes to the payment of interest and principal, but if funds were insufficient the repayment was merely delayed, with interest accruing at the statutory rate. The lotteries of 1721–24 formally promised repayment within a year of the draw, with interest to accrue at a set rate on all unredeemed tickets until repayment was effected. This was a perpetual redeemable annuity in all but name, and all subsequent lotteries from 1726 explicitly offered fixed-rate annuities with no set repayment date but redeemable upon six months’ notice. After the consolidation of the public debt in 1750, a number of lotteries paid out in 3% consolidated annuities. From 1722 the annuities were paid at the Bank of England like most of the public debt.⁶

⁵In 1712 and 1743, the last payment was due after the draw.

⁶For some of the lottery loans of the 1750s and 1760s, which were bundled with other issues of annuities, the lottery’s annuities began accruing six or twelve months later than the regular annuities with which they were bundled.

Year	Size (£m)	cost (%)	Authority	Royal assent	ticket price (£)	draw	benefits
1694	1.00	11.57	5 W & M c. 7	2 Apr 1694	10	8 Oct - 5 Dec	16-year annuities
1697	1.40	4.06	8 & 9 Will. 3 c. 22	16 Apr 1697	10	10 Aug - 17 Aug	4% annuities, no term
1710	1.50	8.30	8 Anne c. 4	18 Jan 1710	10	26 Jul - 26 Sep	32-year annuities
1711	1.50	8.39	9 Anne c. 6	6 March 1711	10	2 Oct - 8 Jan	6%, repaid in 32 yrs
1711 (*)	2.00	8.68	9 Anne c. 23	12 June 1711	100	1 Aug - 15 Aug	6%, repaid in 32 yrs
1712	1.80	8.62	10 Anne c. 19	22 May 1712	10	20 Nov - 22 Jan	6%, repaid in 32 yrs
1712 (*)	1.80	8.62	10 Anne c. 26	21 June 1712	100	30 Sep - 16 Oct	6%, repaid in 32 yrs
1713	0.50	5.95	12 Anne st. 1 c 11	13 Oct 1713	10	11 Jan - 13 Feb	4%, repaid in 32 yrs
1714	1.40	6.52	12 Anne st. 2 c. 9	9 Jul 1714	10	3 Jan - 4 Apr	4 or 5%, repaid in 32 yrs
1719	0.51	3.95	5 Geo 1 c. 3	18 Feb 1719	3	21 Sep - 31 Dec	4% redeemable annuities
1719	0.51	4.71	5 Geo. 1 c. 9	10 Mar 1719	3	21 Sep - 31 Dec	4% redeemable annuities
1721	0.70	4.00	7 Geo. 1 st. 1 c. 20	24 Jun 1721	10	2 Oct - 10 Nov	4% redeemable annuities
1722	0.70	4.00	8 Geo. 1 c. 2	12 Feb 1722	10	2 Jul - 9 Aug	4% redeemable annuities
1723	0.75	3.00	9 Geo. 1 c. 3	31 Jan 1723	10	17 Jun - 29 Jul	3% redeemable annuities
1724	0.75	3.00	10 Geo. 1 c. 2	19 Mar 1724	10	17 Aug - 1 Oct	3% redeemable annuities
1726	1.00	3.00	12 Geo. 1 c. 2	24 Feb 1726	10	19 Sep - 16 Nov	3% redeemable annuities
1731	0.80	3.00	4 Geo. 2 c. 9	7 May 1731	10	11 Oct - 25 Nov	3% redeemable annuities
1743	0.80	3.00	16 Geo. 2 c. 13	22 Mar 1743	10	21 Nov - 5 Jan	3% redeemable annuities

Table 2: Characteristics of lottery loans, 1694–1748. (*): class lotteries. Note: the terms of the 1713 lottery were set forth in letters patent of 13 Oct 1713. The terms of the 1714 lottery were altered by 1 Geo 1 st. 1 c. 2, s. 2 (interest on blanks increased from 4 to 5%). Sources: the statutes listed, newspaper reports (for beginning and ending dates of the draws).

Year	Size (£m)	cost (%)	Authority	Royal assent	ticket price (£)	draw	benefits
1744	0.60	3.00	17 Geo. 2 c. 18	22 Mar 1744	10	26 Nov - 3 Jan	3% redeemable annuities
1745	0.50	3.00	18 Geo. 2 c. 9	19 Mar 1745	10	25 Nov - 28 Dec	3% redeemable annuities
1746	0.50	4.00	19 Geo 2 c. 12	19 Mar 1746	10	24 Nov - 26 Dec	4% redeemable annuities
1747	1.00	4.00	20 Geo 2 c. 10	24 Mar 1747	10	23 Nov - 24 Dec	4% redeemable annuities
1748	0.57**	4.00	21 Geo. 2, c. 2	18 Feb 1748	10	12 Sep - 22 Oct	4% redeemable annuities
1751	0.70	3.00	24 Geo 2 c. 2	12 Mar 1751	10	11 Nov - 24 Dec	3% redeemable annuities
1755	1.00	3.00	28 Geo 2 c. 15	25 Apr 1755	10	6 Oct - 1 Nov	3% 1752 consols
1756	0.50	3.00	29 Geo 2 c. 7	9 Mar 1756	10	22 Nov - 23 Dec	3% 1752 consols
1758	0.50	3.00	31 Geo 2 c. 22	9 Jun 1758	10	13 Nov - 14 Dec	3% 1752 consols
1759	0.57**	3.00	32 Geo 2 c. 10	5 Apr 1759	10	13 Nov - 22 Dec	3% 1759 annuities
1760	0.23**	***	33 Geo 2 c. 7	4 Feb 1760	3	17 Nov - 13 Dec	4%-3% 1760 annuities
1761	0.60**	3.00	1 Geo 3 c. 7	20 Jan 1761	10	16 Nov - 24 Dec	3% 1752 consols
1763	0.29**	4.00	3 Geo 3 c. 12	31 Mar 1763	10	30 May - 21 Jun	4% 1763 annuities
1763	0.29**	4.00	3 Geo 3 c. 12	31 Mar 1763	10	28 Nov - 20 Dec	4% 1763 annuities
1765	0.25**	3.00	5 Geo 3 c. 23	10 May 1765	10	18 Nov - 24 Dec	3% 1752 consols
1766	0.60**	3.00	6 Geo 3 c. 39	6 Jun 1766	10	17 Nov - 24 Dec	3% 1752 consols
1767	0.60**	3.00	7 Geo 3 c. 24	20 May 1767	10	16 Nov - 15 Jan	3% 1752 consols
1768	0.60**	3.00	8 Geo 3 c. 31	8 Mar 1768	10	14 Nov - 3 Jan	3% 1752 consols
1776	0.60**	3.00	16 Geo 3 c. 34	21 May 1776	10	13 Nov - 4 Jan	3% 1752 consols

Table 3: Characteristics of lottery loans, 1644–1776. (**): lotteries bundled with issues of annuities; with a in lottery tickets offered for each b in annuities subscribed, the amount raised is computed as the total sum raised multiplied by $a/(a+b)$. (* * *): 4% for 20 years, 3% thereafter. Sources: the statutes listed, newspaper reports (for beginning and ending dates of the draws).

	1694	1710	1711	1711 (classes)	1712	1712 (classes)	1713	1714	1719
20,000				5.0		5.6		0.7	0.6
12,000			0.7		1.7				
10,000	1.0	0.7					4.0	1.4	1.2
5,000	9.0	2.0	2.0	10.0	1.7	11.1	2.0	2.1	3.0
4,000		2.7	2.7	15.0	1.7	16.7	2.0	2.9	
3,000		2.7	2.7	20.0	3.3	22.2	2.0	3.6	
2,000		2.7	2.7	20.0	3.3	22.2	2.0	7.1	
1,500	1.0								
1,000	21.0	13.3	13.3	25.0	16.7	27.8	10.0	15.0	17.8
500	80.0	21.3	21.3	70.0	33.3	22.2	20.0	29.3	42.1
400				80.0		88.9			
300				100.0		111.1			
250	90.0								
200	300.0	66.7	66.7	3750.0	50.0	9405.6	40.0	71.4	
105									
to 130				99655.0		90266.7			
100	2000.0	400.7	166.7		166.7		100.0	357.1	239.5
50		1988.7	954.0		940.0		800.0	714.3	474.3
25									834.8
20			15434.0		15448.3		12982.0	16126.4	
10	97500.0		83333.3		83333.3		86036.0	82668.6	15053.5
8									
7		97500.0							
0									83333.2

Table 4: Probabilities of the prizes (1694–1719). The total number of tickets is normalized to 100,000. Note: For the 1694 and 1710 lotteries, the annuities are capitalized at 10 years to make them comparable to the other lotteries. Sources: the statutes listed in Tables 2 and 3.

The so-called “class lotteries” of 1711 and 1712 were a little different: not only was their price higher (£100 instead of £10), but the prizes were grouped in five classes; the order of reimbursement was determined by the class, and the capital of the blanks in each class was larger for the later classes, ranging from £110 to £130 for the 1711 class lottery, and from £105 to £125 for the 1712 class lottery. The repayment was scheduled to be completed within 32 years as with the other lotteries of the 1711–19 period.

The repayment history of the early lottery loans is not stellar. The 1694 lottery ran into arrears almost immediately; funds were appropriated in 1698 and the original payment schedule was restored. Payments on the annuities of the 1710 lottery fell immediately one year behind and remained for several years, as did the interest payments and reimbursements on the 1711 and 1712 lotteries, which were five quarters behind by 1717. Most of the 1710 annuities and the capital owed on the lotteries of 1711–14 were converted into South Sea Stock in two operations, in 1717 and 1720, eventually becoming 5% perpetual annuities (United Kingdom, 1898). What was not converted was paid off progressively during the 1720s. After the South Sea conversions, the British debt was put on a sound footing and the lottery loans, like the rest of the debt, was punctually served and became quite safe. The lotteries of 1721–24 were each paid off within two years. From 1726 to 1768 the lottery loans were almost all of the same type: £10 tickets, prizes up to £10,000 (£20,000 in a few instances) in the form of standard perpetual redeemable annuities (now known as “consols”

	1721–2	1723–4	1726	1731	1743	1744	1745–7	1748	1751
20,000			1.0						
10,000	1.4	1.3	2.0	2.5	2.5	3.3	4.0	4.8	2.9
5,000	2.9	2.7	2.0	5.0	5.0	6.7	6.0	6.3	5.7
3,000	2.9	2.7	3.0	2.5	2.5				7.1
2,000	4.3	4.0	5.0	6.3	6.3	8.3	10.0	11.1	11.4
1,000	30.0	28.0	29.0	18.8	20.0	21.7	32.0	31.7	30.0
500	44.3	54.7	50.0	27.5	32.5	43.3	64.0	63.5	60.0
100	214.3	333.3	360.0	296.3	311.3	331.7	302.0	271.4	285.7
50	571.4	666.7			586.3	673.3	796.0	701.6	600.0
20	9128.6	8906.7	7550.0	9643.8	10773.8	15215.0	13090.0	12801.6	13285.7
8	90000.0								
7.5		90000.0	91998.0	89997.5					
7					88260.0				
6						83696.7	85696.0	86107.9	85711.4

Table 5: Probabilities of the prizes (1721–51). The total number of tickets is normalized to 100,000. Sources: the statutes listed in Tables 2 and 3.

	1755	1756, 58	1759	1760	1761, 65, 66	1763	1767	1768	1776
20,000			3.0				1.7	3.3	3.3
10,000	2.0	4.0		2.5	3.3	5.7	5.0	6.7	5.0
5,000	4.0	6.0	3.0	2.5	3.3	5.7	6.7	8.3	8.3
3,000			3.0						
2,000	6.0	12.0	3.0	5.0	6.7	11.4	16.7	16.7	20.0
1,000	32.0	36.0	39.4	17.5	18.3	31.4	31.7	35.0	40.0
500	42.0	60.0	47.0	27.5	35.0	80.0	71.7	68.3	83.3
100	198.0	284.0	227.3	125.0	166.7	357.1	333.3	333.3	333.3
50	4020.0	1252.0	1060.6	500.0	335.0	1514.3	1016.7	1000.0	1000.0
20		11350.0	12768.2	2500.0	19343.3	14571.4	34916.7	31958.3	31833.3
6	95696.0	86996.0	85845.5		80088.3				
5						83422.9			
0				83445.0			63600.0	66570.0	66673.3

Table 6: Probabilities of the prizes (1755–76). The total number of tickets is normalized to 100,000. Sources: the statutes listed in Tables 2 and 3.

after the consolidation of 1751).

2.3 Who invested in the lotteries?

If we are to use data concerning these lottery loans to make inferences about investor preferences and attitudes toward risk, it is useful to have a sense of who, in fact, held these lottery tickets.

There are roughly two approaches, each based on different sources. The first relies on contemporary news reports, and the fact that winners of big prizes are, by construction, a random sample of investors. The second relies on archival material: although lottery tickets were bearer instruments, the bonds received as prizes were not, and in some instances it is possible to find listing of the bond owners.

	Families	
	number	income (£)
Temporal lords	200	6060
Baronets	800	1500
Spiritual lords	26	1300
Knights	600	800
Esquires	3,000	562.5
Greater merchants	5,264	400
Gentlemen	15,000	280
Persons in offices, greater	5,000	240
Lesser merchants, artisans and handicrafts	27,802	200
Persons in the Law	8,062	154
Persons in offices, lesser	5,000	120
Freeholders, greater	27,568	91
Naval officers	5,000	80
Clergymen, greater	2,000	72
Persons in sciences and liberal arts, military officers	16,898	60
Freeholders, lesser	96,490	55
Clergymen, lesser	10,000	50
Shopkeepers and tradesmen	101,704	45
Farmers	103,382	42.5
Manufacturing trades	162,863	38
Building trades	73,018	25
Common seamen	50,000	20
Laboring people and outservants, miners	299,237	15
Common soldiers	35,000	14
Cottagers and paupers	313,183	6.5
vagrants	23,489	2
All Families	1,390,586	39.1

Table 7: Social Table of England and Wales, 1688. Source: Lindert and Williamson (1982, Table 2).

Winners

Then as now big lottery prizes were newsworthy. Tables 8, 9, and 10 report the names and occupations of the winners reported in contemporary newspapers which, as can be seen, were nearly comprehensive. The reports become more detailed over time, and are particularly abundant for the 1719 lottery (Table 9).

There are no apparent reasons to doubt the accuracy of the reports. In many instances it is possible to find additional information about the named winners, and even independent corroboration of the prize.

The winners of the big prize in 1694 were two French Huguenots who left France after the repeal of the edict of tolerance in 1685: Samuel Ravenel, seigneur du Boistilleul (c1676–1731) a nobleman from Brittany living with the duke of Leeds, and François Le Cocq (1640–1719), a magistrate in the Parlement of Paris (Douen 1894, 2:373–78, Lart 1924, 1:90). The winner of the top prize in the 1712 classes lottery, Thomas Weddell, was a merchant from York; cousin of the chancellor of the Exchequer John Aislabie, he was paymaster of the Navy and enriched himself during the South Sea bubble; he won several other prizes in the same lottery and left £70,000 at his death. Samuel Strode, a barber-surgeon, who shared £5,000 in the same lottery, bought Ponsbourne mansion in Hertfordshire in 1718 for £6,800; his son William was MP for Reading. Matthew Wymondesold, the other claimant of the prize, was

<i>1694 Lottery</i>	
£1,000	Samuel de Ravenel (c1667-1731) and François Le Coq (d. 1719), French émigrés
£500	Sir William Gore (Irish magistrate, d. 1700)
	Gibbs, stone-cutter and 3 others
	Proctor, stationer and Skinner, hosier
<i>1710 Lottery</i>	
£1,000	Thomas Barnaby, attorney
£500	the lord Harvey (former MP, later earl of Bristol, 1655-1751)
£400	Dunning, cheesemonger
<i>1711 Lottery</i>	
£12,000	Joseph Hodges (d. 1722), son of a merchant and politician
<i>1711 Classes Lottery</i>	
£20,000	Margaret Williams, widow
£5,000	Theophilus Dillingham, woollen draper (1676–1769)
£5,000	John Mendes de Costa, merchant (1655–1726)
<i>1712 Classes Lottery</i>	
£20,000	Thomas Weddell (d. 1747), merchant of York and London
£5,000	Samuel Strode (d. 1728), surgeon and Matthew Wymondesold (1677–1757), goldsmith
£5,000	John Hunt, gentleman of Northants.
<i>1713 Lottery</i>	
£10,000	Colonel Mathew
<i>1714 Lottery</i>	
20,000	Rev. William Freind (c1669–1745)
10,000	Renerana, a French merchant in St Bartholomew Lane
	Tovey, a Norwich factor, and Wm Trumsher, a hosier's apprentice
5,000	attorney in Essex
	brewer in the Seven Dials
	Susanna Mountfort, actress (1690-1720)
4,000	Mitford Crowe (former governor of the Barbados, 1669-1719)
3,000	butler of the dean of Salisbury
	— Bridges, Esq
	Thomas Caverley, dancing-master (d. 1745)
2,000	mercier of Colchester
1,000	orange-merchant near Billingsgate
	Madam Mead's coachman
	Rev. Gibbs, of Bristol

Table 8: Some winners of the largest prizes, 1694–1714. Sources: *Gazette d'Amsterdam* 1 Nov 1694 issue 87, 15 Nov 1694 issue 91, Luttrell, 1857, 3:380–394, 6:611-618, *Protestant Post-Boy* 5 Jan 1712, (Ewen, 1932, pp. 137, 140), *Post Boy* issue 2925, *Weekly Journal*, Jan 29 Jan, 12, 19 Feb, 12, 26 Mar 1715, *Weekly Packet* issue 137.

John Aislabie's broker. Joseph Hodges, who won in 1711, was the son of Sir William Hodges (c1645–1714), a merchant, director of the Bank of England, and MP.

The winners of the first 1719 lottery were two German Jews, whose generosity after their good fortune was prominently featured in London newspapers: they were Moses Hart (1675–1756), a merchant who was employed in financial dealings for the government of Queen Anne, and Isaac Franks, a stockbroker who soon after married one of Hart's daughters and received the half of the ticket he did not own as part of the marriage contract. Remarkably, Isaac Franks had previously won 30,000 florins (the equivalent of £2750) in a Dutch lottery in 1715 (*Weekly Journal*, 1 Jan 1715). John Rudge, who won £10,000 in the same lottery, was a prominent merchant and director of the Bank of England, having served as its governor in 1713–14. Another winner was Robert Heysham, a merchant, banker, shipowner and broker, and MP for London. George Wanley, a goldsmith and banker (whose partnership eventually

<i>1719 Lottery</i>	
20,000	Moses Hart (1675–1756) and Isaac Franks (d. 1736) Mr Cox, a merchant in Berry-St
10,000	a poor clothier in Newberry with ten children John Rudge (1669–1740), merchant, MP, director of the Bank
5,000	Mr Warren in Theobald’s Row, by Red-Lion Square Mr Owen, a clerk in the East India House John Lloyd (d. 1737), Blackwell-Hall factor (cloth merchant) Mr Narsh George Wanley (d. 1729), goldsmith Job Matthews, apothecary a merchant in this city a cow-keeper in Islington Revd Mr Morris, of Abergavenny in Monmouthshire
1,000	an in-keeper in St Martin in the Fields one of the Lord Mayor’s officers [Thomas] Nash, upholsterer Robert Heysham (1663–1723), MP for London [Thomas] Snow (d. 1746), partner with [John] Warner (d. 1722), goldsmiths Arthur Cutting and Thomas Hyeth, cheesemongers [William] Jenkins, deputy [of Billingsgate ward] Jenkinson, cheesemonger in Thames Street [James] Colebrooke and Ruck [Rooke], bankers [Robert] Spark[e] (d. 1728), ironmonger (to HM), Catherine-St in the Strand Philip Gibbs (d. 1752), Backwell-Hall Factor (cloth merchant) Henry O’Brien, earl of Thomond (d. 1741) a gentlewoman unknown
500	the share of Mr Martin and Company, goldsmiths in Lombard St. George Wanley, goldsmith (d. 1729) Dr. John Freind, physician (1675–1728) a vintner at the Crown, by Guildhall Glisson Maydwell (d. 1748), glass-seller David Milne, a great insurer of ships Mr Jenkins, cheesemonger in Thames St and an orange-merchant’s apprentice

Table 9: Some winners of the largest prizes, 1719. Sources: *Original Weekly Journal*, 10 Oct, 24 Oct, 26 Dec 1719, 2 Jan 1720; *Weekly Journal*, issues 42, 45–53, 55–56 ; *Weekly Packet*, issues 380–382, 391; *Daily Post*, issues 14, 25, 43, 52, 68, 75.

became Goslings and Sharpe), retired in 1720 to his house in Tottenham where he died in 1729; his daughter and heiress married in 1728 the son of a former director of the South Sea Company, and was said to be worth £30,000 (*Daily Post*, 26 Feb 1728; *British Journal*, 23 Nov 1728; *Daily Post*, 19 Jul 1729). John Goodwyn, winner of the top prize in the 1726 lottery, was a surgeon and later mayor of King’s Lynn; he had his portrait painted, holding the winning ticket in hand (Goodwyn, 1876). Thomas Walker, winner of the top prize in 1731, was said to be worth £300,000 at his death in 1748 (*Penny London Post*, issue 1017).

Not all winners prospered. Susanna Mountfort, winner of £5,000 in 1714, was the daughter of two famous actors and an actress herself at Drury-Lane; not long after, she became insane, and is famous for having once walked onstage in the middle of a performance of Hamlet (in which she was not cast) and recited Ophelia’s monologue (Doran, 1880, 1:268,272). The winner of the 1714 prize was a clergyman, brother to the headmaster of Westminster school. According to his entry in the *ODNB*, he died in debtor’s prison.⁷ John Garway, who won £5,000 in the 1731, was a prominent hop, flax and hemp merchant and

⁷His other brother John, a physician, won a small prize in the 1719 lottery.

<i>1721 lottery</i>	
10,000	John Bennet (1683-1739), master in chancery
5,000	a French merchant in Mincing-Lane
5,000	a mercer
<i>1722 Lottery</i>	
10,000	the countess of Darlington (1675-1725)
5,000	Soulier, French merchant near the royal exchange
5,000	the house-keeper, butler and footman of Mr Windham, a linen draper in Cornhill
<i>1723 Lottery</i>	
10,000	Mr. Bernard, a shopkeeper in Southampton
5,000	Sir John Lambert (1666-1723), late director of the South Sea Co
5,000	
<i>1724 Lottery</i>	
10,000	Henry Pelham (1694-1754), gave it to Dr Bradshaw, a Sussex clergyman, his former tutor
5,000	Major Mason, of Downing Street
5,000	
<i>1726 Lottery</i>	
20,000	John Goodwyn (1672-1763), surgeon, alderman of King's Lynn
10,000	Anthony Duncombe (1695-1763), MP, nephew of Charles Duncombe, banker
10,000	Thomas Brian (+1749), custom-house officer, son of the Harrow headmaster
5,000	Mr Gladwin and Mr. Williams, brokers
5,000	
<i>1731 Lottery</i>	
10,000	Thomas Walker (c1664-1748), HM Commissioner of Customs
10,000	John Bance (c1694-1755), merchant, director of East-India Co (later Bank director, MP)
5,000	Mr Van Eck, Dutch merchant in Threadneedle St
5,000	a goldsmith in Lombard St
5,000	Mr Heathcote, nephew to Sir Gilbert Heathcote (1652-1733, the richest commoner in England)
5,000	John Garway, hop-merchant in Worcester
<i>1743 Lottery</i>	
10,000	Eldridge, draughtsman in the shipyards at Deptford
10,000	the master of a pub in Greenwich
5,000	Mrs. [Mary] Shuckburgh, widow [of a stationer] in Stoke Newington
5,000	John Julian (d. 1754), merchant [from Berne]
5,000	a French clergyman in the City
5,000	

Table 10: Winners of the largest prizes, 1721-43.

sail-cloth maker in Worcester; he also won two £1,000 prizes in the 1737 Bridge lottery but nevertheless went bankrupt in 1749. John Julian, a merchant of Swiss origin who won £5,000 in the 1743 lottery, died in 1754 and his son and surviving partner was declared bankrupt immediately after (*London Evening Post* issue 4102, *London Gazette* issue 9356). The winner of one of the two top prizes in the 1751 lottery, Sir Charles Armand Pawlett, died the day his ticket was drawn, although it is not known if there is any causal link (*London Daily Advertiser*, issue 221, *General Evening Post*, issue 2806).

What comes out of these lists is that most participants were well-to-do individuals: prominent citizens of London, bankers, merchants, clergymen, military officers, magistrates, tradesmen, clerks, and the occasional nobleman. We also find a butler, a coachman and a few apprentices, but the poor clothier with ten children (*Daily Post*, 21 Nov 1719, issue 43) seems to be more the exception than the rule. One must however note an interesting report: “The journeymen weavers in Spittle-Fields, having a box in which they contributed weekly money for the relief of such as would be sick, and having 90L in stock, unanimously agreed to buy tickets, and 4 of them are drawn prizes of 10L each, and another 25L, the other 25

as yet undrawn” (*Weekly Journal*, 17 Oct 1719, issue 46).

The social table of England and Wales in 1688 (Table 7) gives an idea of the income distribution at the time: the mean is £39, while the median is around £20 (the statistics for the income distribution in 1759 are very similar, at £46 and £25 respectively). At £10, the price of a lottery ticket was half of median income, or a quarter of average income. But a prize of £10,000 would yield a perpetual income of around £300–400, enough to move a winner’s dynasty to the top 1–2% of the income distribution. We also see that almost all the winners belonged to groups with family incomes above the median.

The 1711 and 1712 class lotteries

For two lotteries we are fortunate to have more detailed information on investors. For the class lotteries of 1711 and 1712,⁸ the act provided that within 70 days of the drawing the claimants were to submit their tickets to the managers of the lottery who were instructed to compile a register of the claimants of prizes and transmit it to the Exchequer. The registers, which have survived (National Archives, E4012600 and E4012599 respectively), contain the names, surnames, addresses and occupations of the claimants. We therefore do not have a listing of all investors, but we have a random sample of 4% and 9.8% of the tickets respectively.

A caveat is in order. Whereas the names listed by newspapers are those of individuals who were actually exposed to the lottery risk, we cannot exclude that the individuals listed in the registers owned the ticket at the time that it was drawn. Since the tickets were to the bearer, they could have been traded in the ten weeks after the draw, before they were turned into standing orders.⁹

Table 11 present some characteristics of lottery winners. Nearly half resided within the confines of the City of London, and another third in the rapidly growing areas around it. Country residents (e.g., landed gentry) were few, and foreigners in small numbers. French Protestants, who had been settling in London since 1685, were well represented, as were Jews (mostly Sephardic). Interestingly, a third of the winners appear on listings of Bank of England and East India Company shareholders of the time.

Table 9 confirms what newspaper reports suggest: lottery winners were overwhelmingly drawn from the upper half of the income distribution.¹⁰ The true aristocracy and landed

⁸The class lotteries derive their name from the peculiar arrangement of prizes (9 Anne c. 23, 10 Anne c. 26). The pay-offs were grouped into five classes; within each class the number of tickets was greater, the distribution of prizes wider, and the size of the smallest prize larger. The classes of prizes were drawn in succession. Tickets were paid off in the order in which they were drawn, earning 6% interest in the meantime. The taxes appropriated for the payments were enacted for thirty-two years. It seems that repayment was interrupted in 1718. In 1720 the vast majority of the remaining prizes were subscribed into South Sea stock.

⁹The 1711 class lottery ended on August 15; the deadline for submitting tickets was October 24, and register E4012600 is dated December 20. The 1712 lottery ended on October 16; for unknown reasons its register is dated much later, 25 Mar 1717.

¹⁰The occupations in the registers are self-reported, and many winners used the vague styles of “esquire” and “gentleman,” which meant at the time someone who could afford to live like a gentleman, i.e., comfortably and without working. I have made efforts to identify as much as possible those gentlemen who were still working or recently retired.

	1711	1712	1711-1712 Abode (%)
City of London	44.7	53.9	49.1
Middlesex	22.9	21.9	22.9
Westminster	14.1	11.1	12.2
Southwark	1.8	2.0	1.8
Other Great Britain	13.0	10.6	12.1
Ireland	0.8	0.2	0.5
Holland	1.9	0.1	0.9
Other Foreign	0.8	0.2	0.5
Total	100.0	100.0	100.0
			Gender (%)
Female	10.4	7.1	9.1
Male	89.2	92.9	90.6
Neither	0.5		0.2
Total	100.0	100.0	100.0
median age	46	43	45
Members of Parliament	24	45	
			Minorities (%)
Huguenots	7.9	4.3	5.3
Jews	2.1	1.3	1.4
Nonconformists	0.6	0.4	0.5
			Other investments
B of E shareholders	218	342	476
EIC shareholders	185	294	403
total numbers	620	928	1400

Table 11: Various characteristics of holders of winning tickets in the 1711 and 1712 lotteries.
Sources: NA E 4012599 and E 4012600.

gentry is not strongly present. The bulk of investors are merchants and former merchants; nearly 4% are bankers or goldsmiths.

The intersection of politics and finance is particularly interesting for these loans (Caruthers, 1996). They were issued shortly after the Whigs, who had governed since the Glorious Revolution, were turned out of office by Queen Anne in 1710 and a new election brought a Tory majority to Parliament. For City of London residents voting lists are available for three nearby years. Investors whose votes can be identified are tabulated in Table 13. For all the bitterness between Whigs and Tories, and the alleged maneuvers by Whigs to hinder the new Tory cabinet’s loan issues, there is no visible partisan bias among investors.

From 1719 onward the annuities resulting from the lotteries were paid out by the bank of England. The archives of the bank of England contain the registers with the names of the annuity owners, making it possible to carry out the same kind of investigation for later lotteries. The caveat applies, that these registers list the owners of annuities, who could have bought them from the ticket holders. In a few instances (such as the lottery loan of 1747) the registers list separately the owners of annuities issued from the lottery and the owners of the standard annuities (i.e., the annuities that had been random and those that hadn’t), making possible a comparison of the two populations.

	1711	1712	1711-1712	population
Temporal Lords	1.6	1.8	1.7	0.01
Baronets	2.3	1.6	1.9	0.06
Knights	1.8	2.6	2.1	0.04
Esquires	19.7	20.4	19.5	0.22
Merchants	25.4	22.7	22.8	0.38
Gentlemen	15.8	17.1	17.2	1.08
Clergymen (Greater)	1.0	0.2	0.6	0.14
Persons in the Law	0.7	0.1	0.3	0.58
Persons in Office (Lesser)	2.1	0.5	1.1	0.36
Naval Officers	1.1	1.3	1.4	0.36
Persons in Sciences & Liberal Arts, Military Officers	1.6	1.7	1.7	1.22
Shopkeepers & Tradesmen	15.4	19.4	18.3	7.31
Clergymen (Lesser)	1.6	0.8	1.1	0.72
Freeholders (Greater)	0.0	0.1	0.1	1.98
Manufacturing Trades	2.4	3.4	3.1	11.71
Building Trades	0.2	0.2	0.2	5.25
Common Seamen	0.2	0.4	0.4	3.60
Laboring People & Outservants, Miners	0.3	0.8	0.6	21.5
Unknown	6.8	4.7	6.0	

Table 12: occupations of holders of winning tickets in the 1711 and 1712 lotteries. Sources: NA E 4012599 and E 4012600.

lottery	1711			1712			1711-12			both	
election	1710	1711	1713	1710	1711	1713	1710	1711	1713		<i>all</i>
Tory	17	4	26	47	13	42	56	14	57	Tory	47.2%
Whig	22	6	33	34	8	57	53	10	83	Whig	44.4%
Split	2	0	0	7	0	1	8	0	1	Split/switched	6.7%
Total	41	10	59	88	21	100	117	24	141		1.7%

Table 13: Votes cast in polls in the city of London by winners in the 1711 and 1712 lotteries.

Other sources on ticket holders

The National Archives (IR 551) hold some records related to lost lottery tickets. When a ticket holder lost his ticket he could ask the lottery managers for a replacement but had to submit a bond to hold the managers harmless in case the lost ticket was recovered; along with the bond an affidavit affirming the loss was filed. Only a few are extant (ten between 1711 and 1752, then about ten per lottery from 1763 to 1776). A cursory inspection indicates that the occupations of ticket holders were broadly similar to those found above.¹¹

¹¹One might, of course, worry about selection bias—some occupations being more prone to losing lottery tickets than others.

2.4 Information and Markets

Information

Detailed information about the nature of the lotteries was available at the time. The Acts of Parliament authorizing the loans contain the exact number of tickets and prizes, and specify the method and latest possible date for the drawing. The opening of the draw was announced in newspapers. Over the course of the draw, various offices (which advertised their services in the newspapers) kept investors informed of the prizes drawn, sometimes as frequently as every quarter hour; it was also possible to register one's ticket to be informed immediately when it was drawn, for a fee. From the late 1710s, the newspapers also reported when the major prizes were drawn. Once the draw was over, the commissioners of the lottery published an official list of the prizes, and the early lists even include the date at which each prize was drawn. I have used the surviving lists for the early draws, and newspapers accounts for later draws, to collect information on the number of prizes remaining in the wheel day by day.

Intermediation

The lists of winners also reveal an interesting element: poorer individuals tended to share lottery tickets. This was an obvious way to overcome the relatively high hurdle imposed by the ticket price. As one might expect, an industry soon appeared to intermediate the tickets into smaller tickets.

Soon after the 1711 lottery was approved, Thomas Smyth and Jonathan Collyer published a broadside offering a subscription of $\frac{1}{20}$ shares in tickets of the lottery at the price of 10s 6d (5.25% of the face value), to purchase up to 2000 tickets in the lottery; the tickets would then be sold on the secondary market within three months after the draw. The proposal noted that if the market price of lottery tickets were to rise, the price of the $\frac{1}{20}$ shares would be adjusted upward. Another proposal was published in Abel Boyer's *Supplement* (March 9, 1711, issue 492) by Charles Weston and Griffith Lloyd, with a similar price for shares but also allowing a 5% share in the profits to the undertakers.

Matthew West, a goldsmith in Clare-Street, also advertised a similar scheme in the *British Mercury* starting in July, with shares selling at 11s, raised to 11s 6d on August 12 because of the rising market price of lottery tickets. This last venture is known to have reached completion, because the shares were paid off in February 1712 (*Daily Courant*, 21 Feb 1712, issue 3231), although its scale was not very large, since West bought only 100 lottery tickets (*British Mercury*, 15 Oct 1712, issue 380; *Flying Post*, 6 Nov 1712, issue 3293). He offered similar schemes in all subsequent lotteries, diversifying into foreign lotteries (Dutch and German) from 1714.¹² In the 1719 lottery, which was priced at £3, he offered $\frac{1}{8}$ shares at a 20% premium.

¹²He may have run into temporary legal trouble: in November 1712 subpoenas were issued by the Court of Exchequer against him, as well as other "undertakers, printers and publishers of, and contributors to the several new schemes of lotteries" (*Post Boy*, 29 Nov 1712, issue 2735). Obviously nothing came of it.

How extensive was intermediation? The early lists of lottery winners, in which shared tickets are rare, suggests that it was not at first. But as the century advanced it seems to have become more common, while remaining limited. In the 1769 lottery (the first cash lottery), only two of the top twelve prizes were won by intermediated tickets.¹³ Certainly the authorities eventually acknowledged the phenomenon while trying to limit it: the Act authorizing the 1788 lottery (28 Geo 3 c. 21) prohibited shares smaller than $\frac{1}{16}$ under penalty of £50, a provision repeated in later lottery acts, some of which (like 37 Geo 3 c. 113) also regulated the form of the contract.

Rental market or repos

Another way to make the lotteries accessible to smaller incomes was to rent lottery tickets for period of time during the draw. This method appeared in the mid-1720s, and a rented ticket came to be known as a “horse.” The contract is described in *Mist’s Weekly Journal* (15 Oct 1726, issue 78): “the term Horse is technical for the chance of a number for a certain time, upon condition (if it draws a prize) or replacing it to the vendor with an undrawn ticket”: effectively a repo transaction. The price of a “chance for a day” was quoted in newspapers for the 1726 and 1731 lotteries.

The risk involved in renting a horse is illustrated in Henry Fielding’s farce “the Lottery” by the following exchange, taking place in Guildhall during the draw between a stock-jobber named Stocks and a coachman:

Coachman. Oh Sir! your worship has let me a very lucky horse: it is come up twenty pound already. So if your worship would let me have the money— Stocks. Let me see, tickets are this day nineteen pound; and your prize is worth eighteen pound eighteen shillings; so if you give me two shillings, which are the difference, we shall be quit. Coachman. How, Sir! how! Stocks. Upon my word, friend, I state the account right. Coachman. Oh,—the devil! and have I given three pound for the chance of losing two shillings more? Stocks. Alas, Sir! I cannot help ill fortune.—You have had ill luck; it might have come up a hundred, or a thousand, or ten thousand.

(Henry Fielding: “The Lottery”)

These practices were made illegal in 1737, and the prohibitions routinely included in all subsequent lottery acts.

Options

One enigmatic report in Houghton’s *Collection for the improvement of husbandry and trade* (13 Jul 1694) presents prices for what must be derivatives contracts based on the Million lottery, before the draw: they are called “all or any”, “all or none”, “put”, and “refuse”: the last two names refer to options (now called put and call). I have not found anything similar in the later lotteries, although one encounters “strips,” or the buying of chances, a contract

¹³Since intermediators tended to advertise their winning tickets, a systematic study of newspaper advertisements could yield a more accurate assessment of the extent of intermediation.

which gave the right to the prize less the price of the ticket.¹⁴ These contracts are priced before the draw in *Freke's Courant* in 1714.

Insurance

Perhaps the most exotic derivative was called “lottery insurance,” a paradoxical name for an instrument that makes sense when investors care about more than just first moments.

The 1719 lottery was somewhat different from the previous ones in two respects. First, the ticket price was £3, a third smaller than the normal lotteries at £10 and significantly smaller than the classes lotteries at £100. Second, the blanks received nothing: less was ventured, but it could be completely lost. In the earlier lotteries (as well as in all subsequent ones), blanks received something.

This potential loss appears to have spurred the growth of a market for insurance. Insuring lottery tickets was not new, either in England or elsewhere (see Pepys 1894, 4:92 for insurance on a private lottery in 1664). In the Netherlands, John Law made a business insuring tickets in the Dutch lotteries of 1713. But the terms of the 1719 lottery prompted the advertisement of several rival schemes in London papers. In the *Daily Courant* of August 1719 (issues 5565 to 5571), Richard Turner and John Marke, two goldsmiths in Exchange Alley, offered to insure lottery tickets against drawing blank, in which event they would pay the insured £3. The premium was 22.5s per ticket for 50 tickets or more, and 25s for 25 to 49 tickets. At the same time, the Company of Mines Royal and Mineral and Battery Works (a moribund mining company that had been turned into a vehicle for insurance business by Richard Onslow) considered but declined to offer lottery insurance. Instead, a subscription was opened to raise £120,000 for that purpose in a separate vehicle. The subscription was completed in two days and terms were offered on August 26. The fund offered to insure sets of $n = 12, 24, 48$ or 96 tickets. The owner handed over the set to the fund, which issued a receipt with the ticket numbers. After the draw, the value of the tickets in v the set would be computed, the tickets returned to their owner, and the fund would pay out $\max\{0, 3n - v\}$. The insurance premium depended on the size of the set. The insured could choose to pay a lower premium in exchange for ceding 5% of the set’s realized value.

Table 14 shows the premia charged, the insurer’s expected pay-out, and profits.

2.5 Secondary markets

Once the subscription closed (and sometimes before), market prices for the tickets appear in contemporary newspapers, alongside prices for stocks and government bonds. Table 15 lists the sources. Prices were quoted for the lottery tickets during the course of the draw, which took anywhere from one to three months, and also for blanks and prizes. Of course, after the draw, the blanks and prizes represented straight government bonds.

¹⁴The National Archives, T 1/169/32, preserve an early advertisement for buying chances in the 1713 lottery. The Lord of the Treasury did “not think he should meddle in this matter,” suggesting a hands-off approach.

size of set	96	48	24	12
premium (£/ticket)				
with 5%: p_1	0.8	0.95	1.1	1.25
without: p_2	0.9	1.05	1.2	1.375
insurer's expected profit per ticket				
with 5%: $p_1 - E(\max\{0, 3n - v\}/n) + E(.05v v > 3n)/n$	0.60	0.40	0.31	0.30
without: $p_2 - E(\max\{0, 3n - v\}/n)$	0.57	0.34	0.16	0.10

Table 14: Profitability of the insurance scheme, 1719 lottery. Notation: v is the realized value of a set, p_i the premium charged, n the number of tickets in a set.

2.6 Prices

There are also anecdotal reports relating to purchases on the secondary market for the 1719 lottery. The *Weekly Journal* (5 Dec 1719, issue 53) reported that “a gentlewoman unknown came in a coach to Exchange-Alley, and bought the ticket numbered 102114 which the next day came up a prize of £1,000.” It was also reported (*ibid.*, 17 Oct 1719, issue 46) that Mr. Cox, who won one of the top top prizes, “had but two tickets in the lottery which he bought a month ago for £2 18s each.”

The papers reported also on the movement in prices during the draw.

There is no official source for the market prices: the quotes reported in the contemporary newspapers are presumably gathered in and around Exchange Alley where financial transactions took place. Some newspapers (the morning papers) report the previous evening's quotations; the evening papers report the prices as they stood at noon or 1 o'clock.

Lottery	Sources	
	Prices	Draw
1694	Houghton's <i>Collection for the Improvement of Husbandry and Trade</i>	
1710	<i>Post Master, Evening Post, British Mercury</i> (from 4 Oct 1710)	<i>Daily Courant</i> , 29 Sep 1710
1711	<i>British Mercury</i>	Rhodes (1711a)
1711 (class)	<i>British Mercury</i>	Rhodes (1711b)
1712	<i>Daily Courant, Evening Post</i> issues 512–539, <i>British Mercury</i>	
1712 (class)	<i>Daily Courant</i>	
1713	<i>Post Boy, British Mercury, Course of the Exchange</i>	
1714	<i>British Mercury, Course of the Exchange, Freke's Courant</i>	<i>An Account Shewing the Numbers of the Tickets Entituled to B</i>
1719	<i>Weekly Packet , Whitehall Evening, Post, Post Man, Course of the Exchange</i>	<i>An Account Shewing in Numerical Order the Tickets Entituled</i>
1721	<i>Daily Journal</i>	<i>Evening Post,</i>
1722	<i>Daily Journal</i>	<i>Daily Journal, Evening Post, London Journal</i>
1723	<i>Daily Journal , Daily Post</i> issues	<i>Evening Post, Weekly Journal or British Gazetteer</i>
1724	<i>Daily Journal , Daily Post</i> issues	<i>Parker's London News, Original London Post</i>
1726	<i>Daily Journal , Daily Post</i> issues	<i>Parker's Penny Post</i>
1731	<i>Daily Advertiser, London Evening Post, Daily Post</i>	<i>Parker's Penny Post</i>
1743	<i>Daily Advertiser, Daily Post</i>	<i>Westminster Journal</i>
1744	<i>Course of the Exchange</i>	<i>Westminster Journal</i>
1745–47	<i>General Advertiser, Course of the Exchange</i>	<i>General Advertiser</i>
1748	<i>Course of the Exchange</i>	<i>General Advertiser, Remembrancer</i>
1751	<i>Course of the Exchange</i>	<i>London Evening Post</i>
1755	<i>Course of the Exchange</i>	<i>London Evening Post, Read's Weekly Journal</i>
1756	<i>Course of the Exchange</i>	<i>Read's Weekly Journal</i>
1758	<i>Public Advertiser</i>	<i>Lloyd's Evening Post</i>
1759	<i>Public Advertiser</i>	<i>Read's Weekly Journal</i>
1760	<i>Public Advertiser</i>	<i>Lloyd's Evening Post</i>
1761	<i>Public Advertiser</i>	<i>Lloyd's Evening Post</i>
1763	<i>Public Advertiser, Course of the Exchange</i>	<i>Lloyd's Evening Post</i>
1765	<i>Public Ledger</i>	<i>Lloyd's Evening Post</i>
1766	<i>Gazetteer and New Daily Advertiser</i>	<i>London Evening Post</i>
1767	<i>Gazetteer and New Daily Advertiser</i>	<i>London Evening Post, Lloyd's Evening Post</i>
1768	<i>Lloyd's Evening Post, St James's Chronicle</i>	<i>Lloyd's Evening Post</i>

Table 15: Sources for market prices and draws.

3 Analysis of the prices

3.1 *The Data*

The data I analyze concern 26 lotteries: the 1711 £10 lottery and all lotteries from 1714 except the 1755 lottery for which price data is insufficient.

First, newspaper reports give me daily price observations for each lottery; the length of the series depends on the duration of the draw and ranges from 25 to 89. In addition, newspaper reports provide information on the prizes remaining in the wheel at the end of each drawing day. This allows me to reconstruct the distribution of remaining prizes. Oftentimes the count of lowest (hence most common) prizes (£10 or £20) are not reported, and I assume that the law of large numbers applies.

The underlying bonds

As noted above, the lotteries I am studying are not cash lotteries. The ticket prices quoted in the sources are cash prices, but a prize of £ N is in fact a bond with a face value of £ N . I therefore need a market value for that bond.

For the later lotteries (1743 to 1776), the lottery's prizes were composed of bonds that were being issued simultaneously in a non-random form, of that were already in existence. In the former case we can readily find market prices for exact underlying bond; in the latter case, the bonds being perpetual redeemable annuities at the same rate, there is no difference between the two issues.

For the earlier lotteries, the underlying bonds may not have an exact counterpart in the secondary market; also, the farther back in time one goes the less price information there is. Fortunately, blank tickets often appear on the secondary market, usually within a week or two of the beginning of the draw. This gives me an exact price of the underlying bond.

When blanks aren't priced I have to use another bond. For the period 1711–14, I use the blank tickets of the 1710 lottery, which remained quoted in the secondary market until their complete redemption in the 1740s. The 1711–14 underlying bonds are not exactly of the same type as the annuity of 1710, which promised a fixed annual payment for 32 years. Rather, they were 32-year bonds with a fixed coupon and random redemption date, but in expected value the stream of payments is also a 32-year constant payment. Of course, a 1710 blank in 1714 had less than 32 years to run, and I adjust for that. For 1719 and 1726, I use quotations for a 4% redeemable annuity.

3.2 *PDFs and prices*

Table 16 reports the financial characteristics of the loans. The ticket price is the cash value of the ticket. The mean pay-off is the average face value of the bonds given out as prizes (for the 1694 and 1710 lotteries, it is 10 times the average value of the term annuities issued). The next five columns are statistics of the distribution of prizes: ratio of lowest pay-off to mean pay-off, proportion of blanks (tickets receiving the lowest pay-off), standard deviation, coefficient of variation, and skewness. What appears from this table is that the government

Lottery	ticket	mean	lowest	%	std	σ/μ	skew	1st 2 weeks		last week	
	price	pay-off	/mean	blanks				mkt price	premium	mkt price	premium
1694	10	13.75	0.73	0.98	63.0	4.58	86.0	10	0.12		
1710	10	9.00	0.78	0.98	47.0	5.22	114.7	10.84	0.22	10.78	0.21
1711	10	12.86	0.78	0.83	49.7	3.86	136.6	13.20	0.15	11.00	0.20
1711 (class)	100	130.11	0.85	0.96	165.4	1.27	92.6	105.35	0.08	100.75	0.04
1712	10	13.01	0.77	0.83	61.7	4.74	141.5	102.84	0.16	110.31	0.11
1712 (class)	100	130.10	0.81	0.90	175.0	1.35	86.8	98.55	0.11	95.48	0.04
1713	10	12.66	0.79	0.86	72.5	5.73	116.6	10.43	0.37	10.42	0.37
1714	10	13.40	0.75	0.83	78.5	5.86	160.2	10.38	0.13	11.01	0.15
1719	3	2.96	0.00	0.83	68.0	22.95	200.6	3.50	0.18	3.15	0.06
1721	10	10.50	0.76	0.90	54.8	5.22	117.0	10.82	0.03	10.49	0.00
1722	10	10.50	0.76	0.90	54.8	5.22	117.0	11.42	0.09	11.06	0.05
1723	10	10.18	0.74	0.90	53.4	5.24	118.2	10.68	0.05	10.91	0.07
1724	10	10.18	0.74	0.90	53.4	5.24	118.2	10.93	0.07	11.34	0.11
1726	10	10.00	0.75	0.92	86.0	8.60	163.0	13.90	0.39	12.68	0.27
1731	10	10.00	0.75	0.90	67.1	6.71	107.7	10.74	0.07	11.77	0.18
1743	10	10.00	0.70	0.88	67.4	6.74	106.4	11.13	0.11	11.02	0.10
1744	10	10.00	0.60	0.84	75.5	7.55	98.6	11.95	0.19	12.06	0.21
1745	10	10.00	0.60	0.86	80.1	8.01	94.5	12.57	0.26	11.93	0.19
1746	10	10.00	0.60	0.86	80.1	8.01	94.5	11.54	0.15	11.18	0.12
1747	10	10.00	0.60	0.86	80.1	8.01	94.5	10.93	0.09	11.11	0.11
1748	10	10.00	0.60	0.86	85.4	8.54	90.8	11.32	0.13	11.84	0.18
1751	10	10.00	0.60	0.86	76.6	7.66	86.3	11.51	0.15	11.76	0.18
1755	10	9.00	0.67	0.96	61.1	6.79	112.7	10.01	0.11	10.29	0.14
1756	10	10.00	0.60	0.87	80.8	8.08	92.4	13.14	0.31	13.45	0.34
1758	10	10.00	0.60	0.87	80.8	8.08	92.4	11.45	0.15	12.55	0.26
1759	10	10.00	0.60	0.86	117.5	11.75	152.3	13.51	0.35	14.65	0.46
1760	3	3.00	0.00	0.83	60.1	20.02	132.4	5.37	0.79	5.89	0.96
1761	10	10.00	0.60	0.80	68.8	6.88	117.0	14.85	0.48	15.77	0.58
1763	10	10.00	0.50	0.83	90.4	9.04	88.6	14.07	0.41	12.99	0.30
1765	10	10.00	0.60	0.80	68.8	6.88	117.0	13.85	0.38	13.18	0.32
1766	10	10.00	0.60	0.80	68.8	6.88	117.0	13.47	0.35	13.11	0.31
1767	10	10.00	0.00	0.64	120.8	12.08	109.5	14.31	0.43	14.70	0.47
1768	10	10.00	0.00	0.67	152.8	15.28	96.6	16.45	0.64	16.74	0.67
1776	10	10.00	0.00	0.67	148.0	14.80	101.30	13.78	0.38	14.60	0.46

Table 16: Financial characteristics of the loans.

never settled on a fixed format for its lotteries, but rather continuously varied the terms. There is a general trend for the share of blanks to decrease over time, but the second and third moments of the prize distribution vary substantially. The 1719 and 1760 lotteries stand out by these measures because the blanks received no pay-off. This was also true of the last three lotteries but there were fewer blanks (2/3 instead of 83%).

The last columns provide information on the market prices of the lottery tickets, at two points in time: during the first two weeks for which prices are available (typically after the subscription had sold out), and in the week before the draw. The market price reported is normalized by the market value of the underlying bond: in other words, it says how much of the underlying bond could be bought on the same day with a cash amount equal to the market price of the ticket. Hence it is directly comparable to the prizes. The premium is computed relative to the mean pay-off in the second column: it shows how much investors were willing to pay in order to receive their bond in lottery form rather than its certainty equivalent. This premium is always positive, and in the last years it is considerable.

The goal of this paper is to make sense of these premia.

Moments

Figure 2 relate the final week premia with the moments of the prize distribution (plotting the seventh and eighth columns against the last column of Table 16).

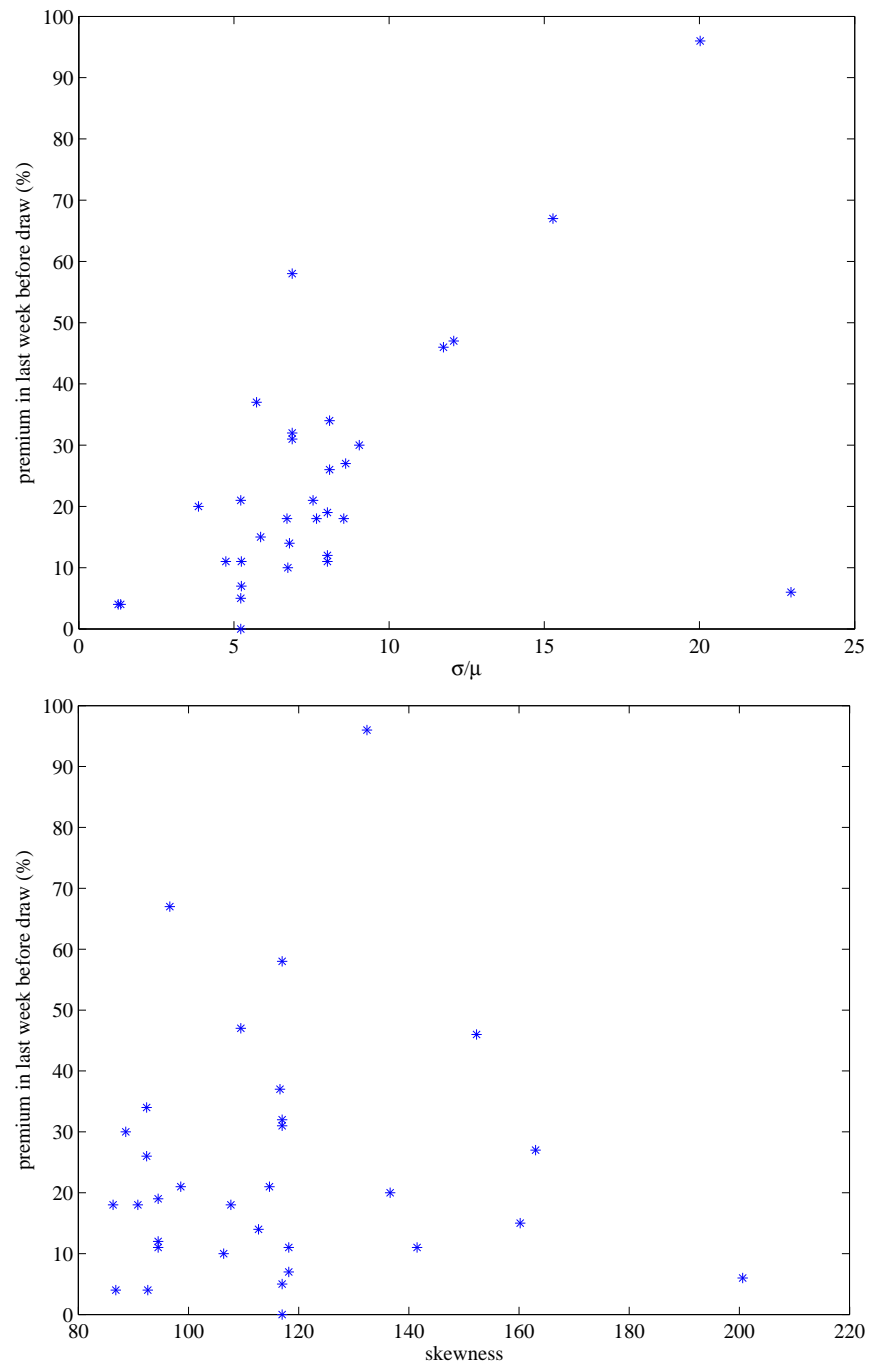


Figure 2: Coefficient of variation and skewness of prizes and market risk “premium.”

3.3 Time Series

Figure 3 shows that, over the course of a lottery's draw, prices tended to rise significantly.

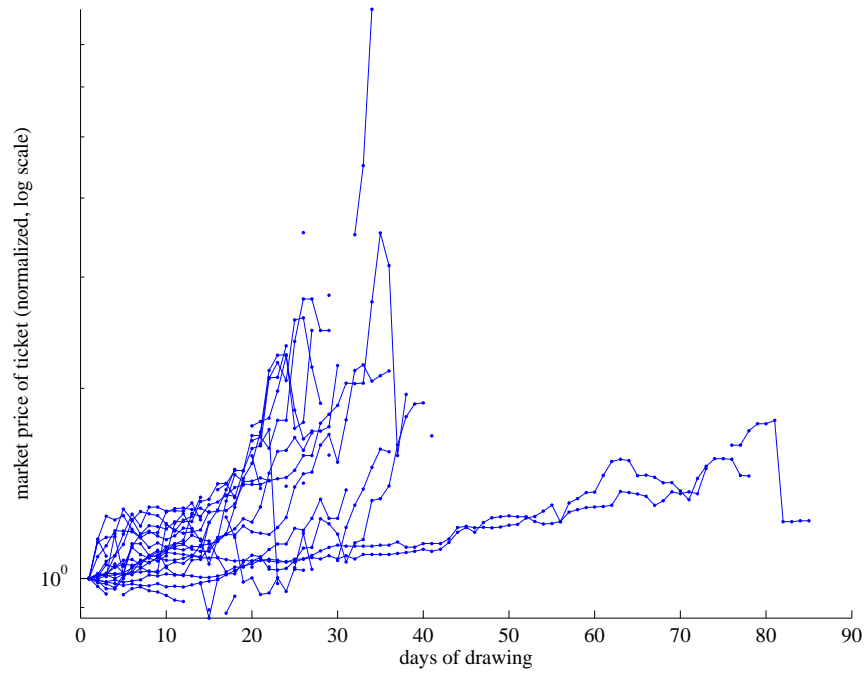


Figure 3: Evolution of prices over the course of the draws.

3.4 *Summary of facts*

The British government offered securities that were, in effect, a lottery whose pay-off was in the form of other, standard government bonds. The government did so repeatedly over the course of the 18th century. A sizeable portion (up to 25%) of the flow of new debt was issued in this form, so this type of instrument was not anecdotal. In terms of the stock of debt, however, these lotteries did not represent a large component of investor portfolios, except in the very first years: the 1710 lottery represented 7.5% of the public debt, 1726 lottery represented 2%, and the 1768 lottery 0.5%. Moreover the randomness was not a permanent component of the security: soon after issue, a draw determined the size of the bond delivered to each investor; after the draw, portfolios “returned to normal.”

The risk associated with the lotteries was perfectly exogenous and orthogonal to every other source of risk. It was perfectly known by all investors, who could easily find out (both before and during the draw) the exact probability distribution, and who had no reason to doubt it. It was a purely artificial risk that provided no hedge of any kind.

From an examination of the lottery winners, it appears that purchasers of these lotteries (from whom the winners were by construction randomly selected) were well-to-do and savvy individuals, and there is nothing to suggest that they were any different from other investors.

Market prices are available for these lotteries. The most striking observation is that the price of a lottery ticket was larger, sometimes substantially so, than the market value of its expected pay-off. Investors were willing to pay to randomize the size of a bond.

The randomization was substantial, with high variance and high skewness. The ticket price represented a half of median income, the top prize could reach a thousand times median income. The government appeared constantly to experiment with the design of the probability distribution. That investors had specific preferences over the probability distribution is also suggested by the private insurance market, which in effect rearranged the distribution for a fee.

The price observations have two dimensions: we have observations for a number of lotteries over the years, and for each lottery we have observations over the course of the draw. As prizes are drawn the distribution of the lottery changes in a known way, but (since drawing is without replacement) the market size shrinks steadily over the course of the draw. It appears that the premium paid for lottery tickets (over their expected value) trended upward systematically over the course of the draw. Nonetheless, casual observation shows that market prices responded to changes in the distribution (drawing big prizes led to a fall in market prices of undrawn tickets).

It is important to note that short-selling these securities was difficult. The Act for Suppressing of Lotteries (10 Will 3 c. 23) passed in 1699 recited that “several evil disposed persons” have set up “many mischievous and unlawful games called Lotteries,” it declared lotteries “common and public nuisances” and prohibited anyone from setting them up. The Act was strengthened a few years later (9 Ann c. 6, s. 57) and remained in force until updated by the Betting and Lotteries Act (1934). Furthermore betting on the outcome of the official government lottery was made illegal in 1719 (5 Geo I c. 9 s. 43).

3.5 Accounting for the observations: Cumulative prospect theory preferences

To make sense of these observations standard expected utility with concave preferences will not get me very far, which is why I turn to an alternative specifications, namely cumulative prospect theory (CPT).

Cumulative prospect theory (CPT) is a variant of prospect theory. The objective function assigned to individuals

$$\sum_{i=-m}^n \pi_i v(x_i) \quad (1)$$

has two features: (a) a value function $v(x_i)$ defined over gains and losses x_i , relative to a reference value (say, current wealth), and (b) a weighting function $\pi_i(p)$ that distorts the objective probabilities $p = \{p_i\}$ of gains and losses.

In CPT the value function v is concave over gains, convex over losses, and kinked at 0. As for the weighing function π_i , it is a function of the *cumulative* probability distribution (in contrast to prospect theory, in which it was a function of the probabilities).

Specifically, for a lottery ordered from largest loss to largest gain: $(x_{-m}, p_{-m}; \dots; x_{-1}, p_{-1}; x_0, p_0; x_1, p_1, \dots; x_n, p_n)$, weighting depends on *cumulative* probability distribution:

$$\pi_i = \begin{cases} w^+(p_i + \dots + p_n) - w^+(p_{i+1} + \dots + p_n) & 0 \leq i \leq n \\ w^-(p_{-m} + \dots + p_i) - w^-(p_{-m} + \dots + p_{i-1}) & -m \leq i \leq 0 \end{cases} \quad (2)$$

Tversky and Kahneman (1992) propose the following functional forms

$$v(x) = \begin{cases} x^\alpha, & x \geq 0 \\ -\lambda(-x)^\beta, & x < 0 \end{cases} \quad (3)$$

and

$$\begin{cases} w^+(p) &= \frac{p^\gamma}{(p^\gamma + (1-p)^\gamma)^{1/\gamma}} \\ w^-(p) &= \frac{p^\delta}{(p^\delta + (1-p)^\delta)^{1/\delta}} \end{cases} \quad (4)$$

When the CDF $P(x)$ is continuous over outcomes x , the objective function takes the form:

$$U(x) = \int_{-\infty}^0 v^-(x) \frac{dw^-}{dp}(P(x)) dP(x) - \int_0^{+\infty} v^+(x) \frac{dw^+}{dp}(1 - P(x)) dP(x) \quad (5)$$

The five parameters $(\alpha, \beta, \lambda, \gamma, \delta)$ respectively govern the concavity over gains, the convexity over losses, the kink between small gains and losses, and the overweighting of left-tail and right-tail events.¹⁵ Tversky and Kahneman (1992) estimate $\alpha = \beta = 0.88$, $\lambda = 2.25$, $\gamma = 0.61$, $\delta = 0.69$.

Barberis and Huang (2008) present an equilibrium model with identical investors whose preferences conform to cumulative prospect theory (CPT). In their static set-up, of investors with CPT-preferences, which are assumed to take the functional forms above with $\alpha = \beta$

¹⁵Another, popular specification of weighting is $\delta p^\gamma / (\delta p^\gamma + (1-p)^\gamma)$ (Goldstein and Einhorn, 1987). I did not explore it because it adds another parameter to estimate.

and $\gamma = \delta$. The available assets are a risk-free asset, a set of J assets with multivariate normal pay-offs in fixed supply, and one skewed security (the lottery L), independent of the other assets, in infinitesimal supply.

They prove by example that an equilibrium can exist in which the skewed security earns a negative excess return. Let x be the share of the investor's portfolio invested in the lottery, the rest invested in a linear combination of the risk-free asset and the tangency portfolio formed from the J risky assets. The equilibrium is characterized by an indifference of investors between not holding the lottery ($x = 0$) or holding a certain amount x^* , at the market prices for the lottery p_L and the tangency portfolio p_J . Let $V(x, p_L, p_J)$ be the valuation of a portfolio valuation of the portfolio $(x, 1 - x)$ by each CPT investor. The equilibrium conditions thus boil down to $V(0, p_L, p_J) = 0$, $V(x^*, p_L, p_J) = 0$, and $V'(x^*, p_L, p_J) = 0$. The first equation allows to solve for price of the J normal portfolio p_J (since $x = 0$, the price of the lottery p_L doesn't enter the equation), and the other two become $V(x^*, p_L) = 0$, and $V'(x^*, p_L) = 0$. There are two variables to solve for: the price of the lottery p_L and the share x . Given the assets' pay-offs (the standard deviation σ_J and the distribution of prizes L of the lottery), the equilibrium conditions can be represented as $F(x, p_L | \gamma, \lambda, \alpha, \sigma_J, L) = 0$.

Estimation

In the data I do not observe p_J or x , although I have a sense of what reasonable values could be. I do observe a collection $\{L_{it}, p_{L_{it}}\}$ of lotteries and their market prices, where t represents years, and i are successive observations over the course of each year's draw. The equilibrium model give me a mapping from preference parameters to predicted lottery prices. The general strategy is to search for parameters such that the equilibrium prices of the lotteries in the model $\hat{p}_{L_{it}}$ are as close as possible to the actual prices (i.e., minimize the sum of squared deviations). This requires solving for the equilibrium of the model for each lottery.¹⁶

For now I will calibrate the variance of the market portfolio σ_J and estimate the three preference parameters $(\gamma, \lambda, \alpha)$. The Bank of England and East India Company stock were the most commonly traded forms of equity in 18th c. London. The standard deviation of returns is 0.10 for the former and 0.15 for the latter, while the excess return is 6.1% and 7.5%.

There are about 1000 observations for the period from 1710 to 1776. As a first step, I estimate constant preferences over the whole period using a small subset of observations, namely, the average market price in the last week before each lottery's draw: in other words, one price observation for each lottery loan, assumed to price the full set of prizes available before the draw began.

The estimates I find are $(\gamma, \lambda, \alpha) = (0.76, 1.64, 0.84)$, quite similar to the values found

¹⁶My strategy differs from Eraker and Ready (2013), who do not search for values of the parameters that would explain the pricing of OTC stocks, but instead compute the equilibrium price under the Tversky and Kahneman (1992) parameter values and measure the fit of the model by comparing the difference between predicted and actual returns with the standard error of a CAPM regression.

by Tversky and Kahneman (1992) of $(0.65, 2.25, 0.88)$. For γ , the value is also well in the range found by the experimental literature (Etchart-Vincent, 2009, Table 4).

The predicted and actual prices are shown in Figure 4. The model can account for the market premium on lotteries, while still pricing the Gaussian asset sensibly (the model's predicted excess return is 3.97%).

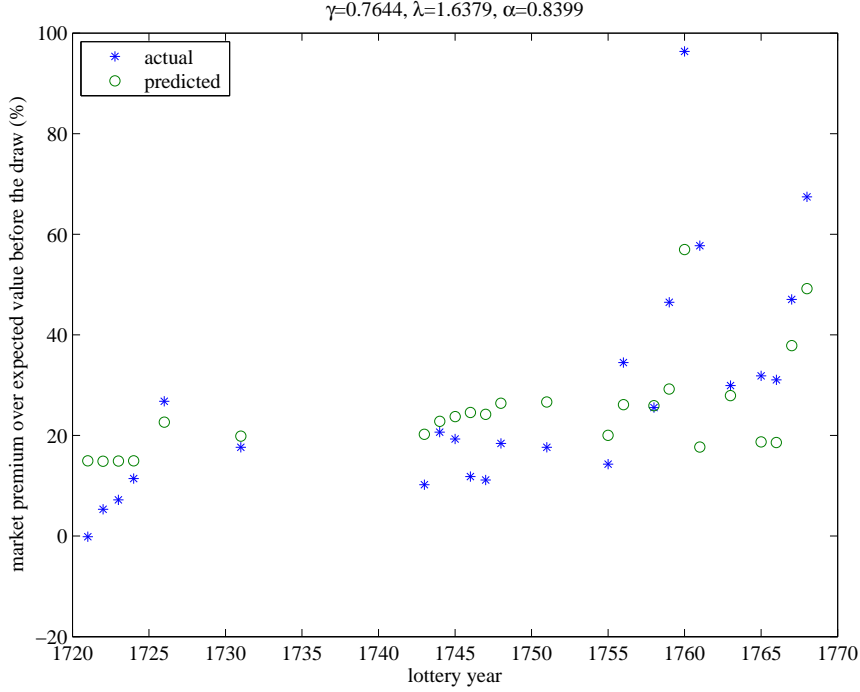


Figure 4: Predicted and actual lottery prices, last week before the draw.

I then estimate the preference parameters $(\gamma, \lambda, \alpha)$ for each of the available lottery loans. That is, instead of assuming constant preferences over the whole 18th century, I only assume them to be constant during each of the lottery's draw. As the draw unfolds, the variation in the prizes remaining in the wheel induces variation in the market price, hopefully sufficient to recover the parameters. I use the preliminary estimates found earlier as starting values for the parameters.

You are now entering a construction zone. Proceed with caution.

I initially fixed $\sigma = 0.15$ and proceeded to estimate all three parameters. It became apparent, both from comparing the results across lotteries, and from observing the search algorithm for each lottery, that λ (the kink in the value function at 0, or sensitivity to small losses) was the hardest to estimate. I then took the median estimate of λ is 1.5 as fixed, and estimated the other two parameters, cutting down drastically on computation time, and allowing me to start sensitivity analysis by changing σ from 0.15 to 0.10.

The summary statistics of the estimates are presented in Table 17. The estimates are plotted in Figures 5. As said, estimates of λ vary considerably. When λ is fixed at 1.5, the

	λ free			$\lambda = 1.5$			
	$\sigma = .15$			$\sigma = .15$		$\sigma = .10$	
	γ	λ	α	γ	α	γ	α
N		21		26		26	
min	0.66	0.15	0.46	0.62	0.58	0.64	0.63
max	0.82	2.03	1.12	1.25	1.73	0.84	1.06
median	0.74	1.53	0.91	0.74	0.92	0.74	0.93
IQR	0.07	0.63	0.16	0.05	0.09	0.07	0.18
std dev	0.05	0.52	0.14	0.12	0.23	0.05	0.11

Table 17: Summary statistics of the preference parameters estimated on the various lotteries.

estimates of γ and α are not very different, which confirms that λ is poorly identified in the data. With two exceptions (the 1711 and 1723 lottery) the parameter estimates are within the theoretical bounds $(0, 1)$, closely clustered and not sensitive to the calibration of σ , the volatility of the Gaussian asset. The α parameter (curvature of the gain and loss function) ranges between 0.6 and 1.1 and mostly clusters close to 0.92. The γ parameter estimates are more tightly clustered and suggest a significant distortion of probabilities.

How well do the parameter estimates account for the time path of lottery prices over the course of each draw? the answer is shown in Figure 6: not really. The failure, however, is interesting: the model captures the average level of lottery prices, but cannot explain the pattern of prices rising over the course of the draw. The median autocorrelation of prediction errors is 0.94.

4 Conclusion

This paper is about substantial pricing anomalies. The British government used lottery loans extensively over several decades, and was able to sell these randomized bonds at a hefty premium over the non-random version of the bond. Information about the lotteries was complete, and investors were “serious” people: prosperous merchants putting substantial amounts of money at stake. Some evidence (the existence of lottery insurance, the fact that the government repeatedly varied the design of the lotteries) suggests that investors cared about certain aspects of the prize distribution.

The equilibrium model of Barberis and Huang (2008) can be estimated on these data. The model can account for the lottery premium, but seems so far unable to capture the bubble-like rise in prices over the course of the draws.

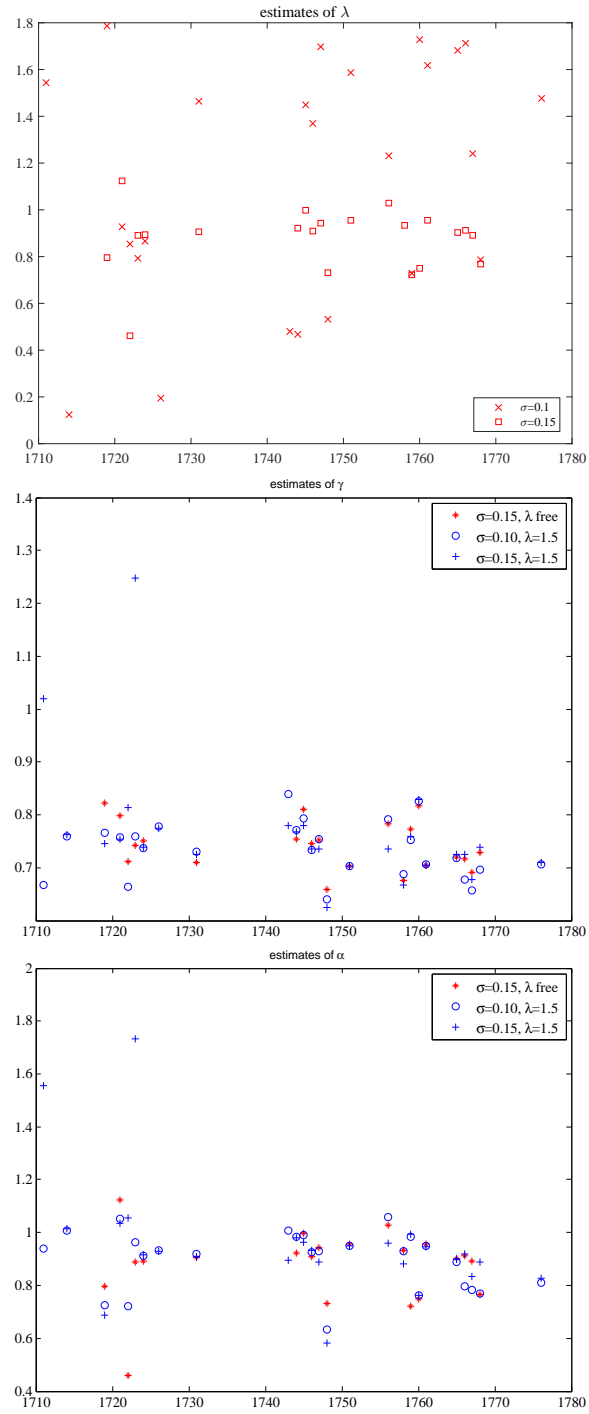


Figure 5: Estimates of the preference parameters across the different lotteries.

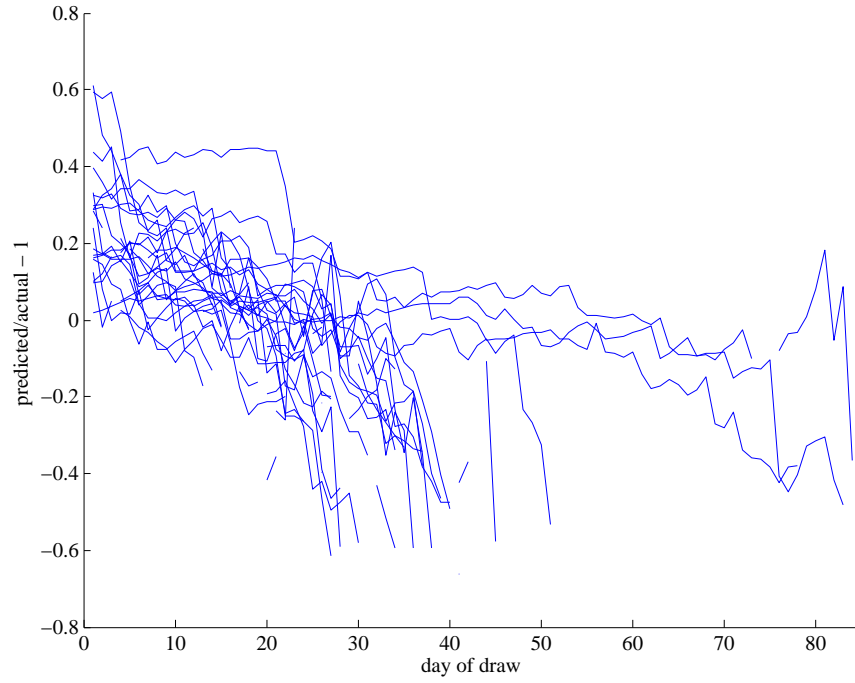


Figure 6: Predicted and actual lottery prices over the course of the draw.

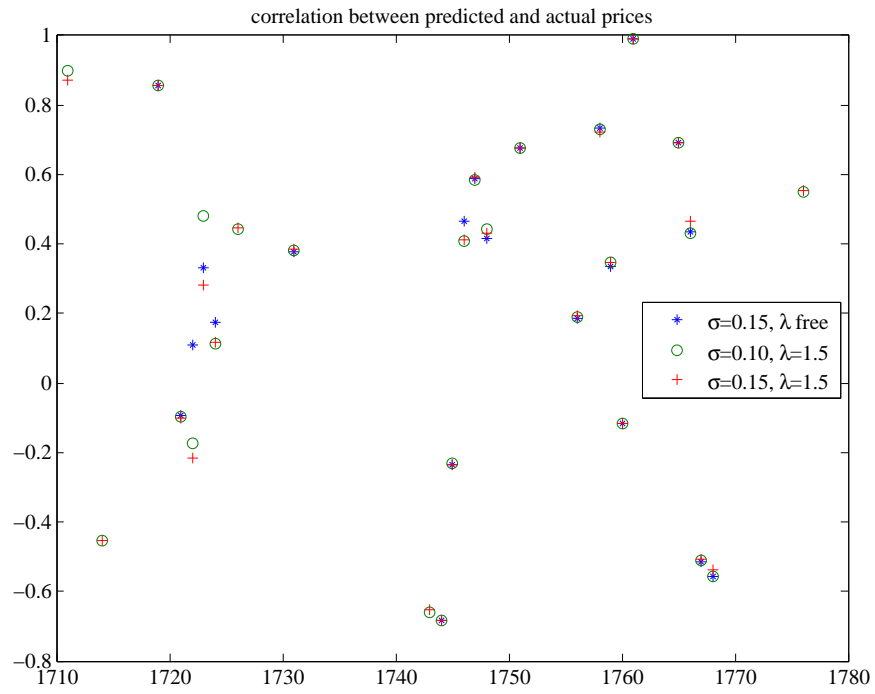


Figure 7: Correlation between predicted and actual lottery prices over the course of the draw.

Appendix: Calculation of Equilibrium

Suppose a lottery has prizes $\{L_i\}_{i=1}^N$ with probabilities $\{q_i\}_{i=1}^N$. The value function of an investor who has put a share x of his portfolio in the lottery at price p is

$$V(x, p) = - \int_{-\infty}^0 v(R) dw(P(R)) + \int_0^{+\infty} v(R) dw(1 - P(R))$$

where

$$w(P) = \frac{P^\gamma}{(P^\gamma + (1 - P)^\gamma)^{1/\gamma}}$$

is the function distorting probabilities,

$$v(R) = \begin{cases} R^\alpha & \text{if } R \geq 0, \\ -\lambda(-R)^\alpha & \text{if } R < 0 \end{cases}$$

is the value function, and $P(R)$ is the cumulative distribution function of the return R on the portfolio. Since I assume that the return on the market portfolio is normally distributed with mean μ and variance σ ,

$$P(R) = \sum_{i=1}^N q_i N \left(\frac{1}{\sigma} \left(R - x \left(\frac{L_i}{p} - R_f \right) - \mu \right) \right).$$

where $N(x)$ is the c.d.f. of a $N(0, 1)$ random variable. The goal function $V(x, p)$ is therefore a sum of integrals:

$$V(x, p) = \sum_{i=1}^N \frac{q_i}{\sqrt{2\pi}\sigma} \left\{ - \int_{-\infty}^0 -\lambda(-R)^\alpha w'(P(R)) e^{-\frac{1}{2}(\frac{R-R_i}{\sigma})^2} dR + \int_0^{+\infty} R^\alpha w'(P(R)) e^{-\frac{1}{2}(\frac{R-R_i}{\sigma})^2} dR \right\} \quad (6)$$

with $R_i = x(\frac{L_i}{p} - R_f) + \mu$ and

$$P(R) = \frac{1}{2} \left(1 - \text{sign}(R) \sum_{j=1}^N \text{erf} \left[\frac{R - R_j}{\sqrt{2}\sigma} \right] \right)$$

where $\text{erf}[x] = \frac{2}{\sqrt{\pi}} \int_0^x e^{-t^2} dt$ is the error function.

The integrals in (6) are of the form $\int_0^{+\infty} f(x) x^\alpha e^{-x} dx$ for some suitably defined $f(x)$, or $\int_{-\infty}^{+\infty} g(X) e^{-X^2} dX$ for some suitably defined $g(X)$ and a change of variable $x = \sqrt{2}\sigma X + R_i$; therefore they can be numerically computed using either Gauss-Laguerre or Gauss-Hermite quadrature. Likewise the derivatives $\partial V(x, p)/\partial x$ and $\partial V(x, p)/\partial p$ can be computed analytically in terms of integrals that lend themselves to quadrature.

Bibliography

- An Account Shewing the Numbers of the Tickets Entituled to Benefits in the Lottery for 1,400,000 L.* (1715). London: R. Vincent.
- An Account Shewing in Numerical Order the Tickets Entituled to Benefits in Each of the Lotteries, Anno 1719* (1719). London: Andrew and William Bell.
- Allais, Maurice (1953). “Le Comportement de l’Homme Rationnel devant le Risque: Critique des Postulats et Axiomes de l’Ecole Americaine”. In: *Econometrica* 21.4, pp. 503–46.
- Ashton, John (1893). *A History of English Lotteries Now for the First Time Written*. Leadenhall Press, Ltd.
- Assereto, Giovanni (2013). *Un giuoco così utile ai pubblici introiti : Il lotto di Genova dal XVI al XVIII secolo*. Roma: Viella Editore.
- Barberis, Nicholas and Ming Huang (2008). “Stocks as Lotteries: The Implications of Probability Weighting for Security Prices”. In: *American Economic Review* 98.5, pp. 2066–2100.
- Bellhouse, D. R. (1991). “The Genoese Lottery”. In: *Statistical Science* 6.2, pp. 141–148.
- Bernard, Bruno et al., eds. (1994). *Loteries en Europe, cinq siècles d’histoire*. Brussels: Loterie Nationale.
- Brunnermeier, Markus K. and Jonathan A. Parker (2005). “Optimal Expectations”. In: *American Economic Review* 95.4, pp. 1092–18.
- Carruthers, Bruce G. (1996). *City of Capital: Politics and Markets in the English Financial Revolution*. Princeton, NJ: Princeton University Press.
- Cobbett, William (1806–20). *The Parliamentary History of England from the Earliest Period to the Year 1803*. T. C. Hansard.
- Cohen, Jacob (1953). “The Element of Lottery in British Government Bonds, 1694-1919”. In: *Economica*. New Series 20.79, pp. 237–246.
- Crossley, Thomas F., Hamish Low, and Sarah Smith (2011). *Do consumers gamble to convexify?* working paper 11,07. IFS.
- Dickson, Peter George Muir (1967). *The Financial Revolution in England : a Study in the Development of Public Credit, 1688–1756*. London: Macmillan.
- Doran, John (1880). *Annals of the English Stage*. New York: A. C. Armstrong and Son.
- Douen, Orentin (1894). *La Révocation de l’Édit de Nantes à Paris d’après des documents inédits*. Paris: Librairie Fischbacher.
- Eraker, Bjørn and Mark Ready (2013). *Do Investors Overpay for Stocks with Lottery-like Payoffs? An Examination of the Returns of OTC Stocks*. Tech. rep. Wisconsin School of Business, Department of Finance.
- Etchart-Vincent, Nathalie (2009). “Probability weighting and the ‘level’ and ‘spacing’ of outcomes: An experimental study over losses”. In: *Journal of Risk and Uncertainty* 39.1, pp. 45–63.
- Ewen, Cecil L’Estrange (1932). *Lotteries and sweepstakes; an historical, legal, and ethical survey of their introduction, suppression and re-establishment in the British isles*. London: Heath, Cranton.

- Fokker, Gerrit Adriaan (1862). *Geschiedenis der loterijen in de Nederlanden*. Amsterdam: Frederik Muller.
- Gallais-Hammono, Georges and Christian Rietsch (2013). “Learning by Doing: the Failure of the 1697 Malt Lottery-Loan”. In: *Financial History Review* 20, forthcoming.
- Garrett, Thomas A and Russell S Sobel (1999). “Gamblers favor skewness, not risk: Further evidence from United States’ lottery games”. In: *Economics Letters* 63.1, pp. 85–90.
- Gilson, Matthieu, Kim Oosterlinck, and Andrey D. Ukhov (2013). “Risk Aversion during World War II: Evidence from Belgian Lottery Bond Prices”.
- Goldstein, William M. and Hillel J. Einhorn (1987). “Expression Theory and the Preference Reversal Phenomena”. In: *Psychological Review* 94.2, pp. 236–54.
- Golec, Joseph and Maurry Tamarkin (1998). “Bettors Love Skewness, Not Risk, at the Horse Track”. In: *Journal of Political Economy* 106.1, pp. 205–225.
- Goodwyn, Henry William (1876). *The Goodwyns of Lynn Regis, Norfolk*. Lymington: Edward King.
- Green, Richard C. and Kristian Rydqvist (1997). “The Valuation of Non-Systematic Risks and the Pricing of Swedish Lottery Bonds”. In: *Review of Financial Studies* 10.2, pp. 447–80.
- Guillén, Mauro F. and Adrian E. Tschoegl (2002). “Banking on Gambling: Banks and Lottery-Linked Deposit Accounts”. In: *Journal of Financial Services Research* 21.3, pp. 219–31.
- Hoekstra, Matthijs (2010). “Necessity is the mother of invention: The lottery loans of Holland during the War of the Spanish Succession”. MA thesis. University of Utrecht.
- Lart, Charles Edmund (1924). *Huguenot Pedigrees*. London: The saint Catherine press.
- Lévy-Ullmann, Henri (1896). “Lottery Bonds in France and in the Principal Countries of Europe”. In: *Harvard Law Review* 9.6, pp. 386–405.
- Lindert, Peter H and Jeffrey G Williamson (1982). “Revising England’s social tables 1688–1812”. In: *Explorations in Economic History* 19.4, pp. 385–408.
- Lobe, Sebastian and Alexander Hölzl (2007). *Why are British Premium Bonds so Successful? The Effect of Saving With a Thrill*. Tech. rep.
- Luttrell, Narcissus (1857). *A brief Historical Relation of State Affairs: from September 1678 to April 1714*. Oxford: Oxford University Press.
- Millar, James R. and James A. Gentry (1980). “The Soviet Experiment with Domestic Lottery Bonds”. In: *Financial Management* 9.4, pp. 21–29.
- Murphy, Anne (2005). “Lotteries in the 1690s: investment or gamble?” In: *Financial History Review* 12.2, pp. 227–46.
- Pepys, Samuel (1894). *Diary*. London: George Bell and Sons.
- Pfiffelmann, Marie (2012). “Le Mariage efficace de l’épargne et du jeu : une approche historique”. In: *Revue d’économie politique* 121.6, pp. 893–914.
- Rhodes, Cecil (1711a). *An Account Shewing the Numbers of the Tickets Entituled to Benefits in the Lottery for 1500,000 L. Anno 1711*. London: Andrew Bell.
- (1711b). *An Exact Table or List of all the Numbers of the Tickets or Receipts Drawn in the Two Million Adventure*. London: Andrew Bell.

- Richards, R. D. (1934). "The Lottery in the History of English Government Finance". In: *Economic History* 3.9, pp. 57–76.
- Ridge, Jenny and Martin Young (1998). "Innovations in savings schemes: The bonus bonds trust in New Zealand". In: *Financial Services Review* 7.2, pp. 73–81.
- Roussanov, Nikolai (2010). "Diversification and Its Discontents: Idiosyncratic and Entrepreneurial Risk in the Quest for Social Status". In: *Journal of Finance* 65.5, pp. 1755–88.
- Tufano, Peter (2008). "Saving Whilst Gambling: An Empirical Analysis of U.K. Premium Bonds". In: *American Economic Review Papers and Proceedings* 98.2, pp. 321–26.
- Tversky, Amos and Daniel Kahneman (1992). "Advances in Prospect Theory: Cumulative Representation of Uncertainty". In: *Journal of Risk and Uncertainty* 5.4, pp. 297–323.
- Ukhov, Andrey D. (2010). "Preferences Toward Risk and Asset Prices: Evidence from Russian Lottery Bonds".
- United Kingdom (1898). *History of the Earlier Years of the Funded Debt, from 1694 to 1786*. Vol. LII. Command Papers C. 9010. HM Stationery Office, pp. 269–348.
- Walford, Cornelius (1885). "Lotteries: the Part they have Played in State Finance". In: *Journal of the Institute of Bankers* 6.2, pp. 71–94.
- Welch, Evelyn (2008). "Lotteries in Early Modern Italy". In: *Past & Present* 199.1, pp. 71–111.